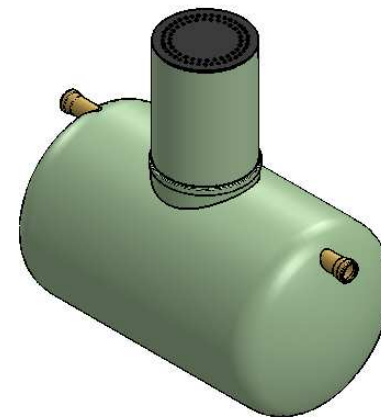
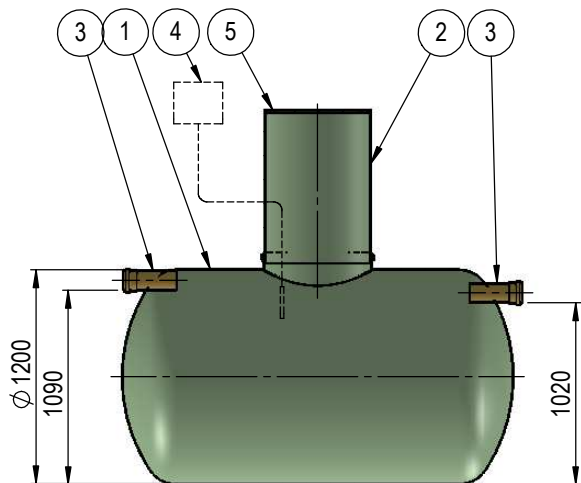
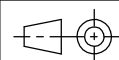


A - A



h = inlet distance from ground (default 1000):

Item no.	Part	Description	Std. qty.	Need
1	Tank housing	fiberglass, $\phi$ 1200 x 2200	1	
2	Maintenance shaft	$\phi$ 600	1	
3	Inlet-/outlet sewer	DN110	2	
4	Level alarm device		1	
5	Top cover	plastic	1	
		cast iron		



Weight	Date	Drawn by	E. Väljaots
	15.03.2021	Drawing no.	KPS.02.01



**Klaasplast OÜ**  
 reg.kood: 11862070  
 tel: +372 5691 1914  
 info@mahuti.ee  
 www.mahuti.ee

Title		
2 m <sup>3</sup> sand and sludge separator		
Sheet	Scale	Article no.
1/1	1 : 30	LM2000